

# Kolory lamel

Do poziomych żaluzji aluminiowych



systemy osłonowe  
**HANAROL**

**2020**



# Kolorystyka lamel


■ SPIS TREŚCI

Do aluminiowych żaluzji poziomych 25 mm	3
Do aluminiowych żaluzji poziomych 16 mm	13
Do aluminiowych żaluzji poziomych 50 mm	15




# Kolorystyka lamel

■ Do aluminiowych żaluzji poziomych 25 mm




3

3 15 3



43

43 900 43



106

2083 900 2083



115

115 115 115




117

115 115 115



154

154 115 3



158

511 168 4417




159

159 900 1595



164

164 900 164



165

164 900 164





# Kolorystyka lamel

■ Do aluminiowych żaluzji poziomych 25 mm



167

168 168 4417




168

168 168 4417



169

168 168 4417



172

172 900 172




179

179 900 2016




186

186 900 2016




187

187 900 187



194

194 900 43



195

195 900 195



199


199 900 210





# Kolorystyka lamel

■ Do aluminiowych żaluzji poziomych 25 mm



↖ 205

□ 205 □ 900 ▮ 205




↖ 210

□ 210 □ 900 ▮ 210



↖ 210/211

□ 210 □ 900 ▮ 210




↖ 211

□ 211 □ 168 ▮ 4417



↖ 212

□ 212 □ 900 ▮ 3



↖ 281

□ 281 □ 900 ▮ 164



↖ 423

□ 168 □ 168 ▮ 4417



↖ 475

□ 475 □ 900 ▮ 475



↖ 490

□ 490 □ 900 ▮ 490




↖ 491

□ 491 □ 900 ▮ 517




# Kolorystyka lamel

■ Do aluminiowych żaluzji poziomych 25 mm




↖ 509

☐ 509 ☐ 900 ☐ 195




↖ 511

☐ 511 ☐ 168 ☐ 4417




↖ 517

☐ 517 ☐ 900 ☐ 517



↖ 518

☐ 518 ☐ 900 ☐ 43




↖ 522

☐ 522 ☐ 1015 ☐ 2083




↖ 538

☐ 2083 ☐ 1015 ☐ 2083



↖ 541

☐ 541 ☐ 900 ☐ 541




↖ 671

☐ 671 ☐ 900 ☐ 671



↖ 705

☐ 705 ☐ 900 ☐ 705



↖ 760

☐ 760 ☐ 900 ☐ 1595






# Kolorystyka lamel

■ Do aluminiowych żaluzji poziomych 25 mm



↖ 776

□ 776 □ 900 ▨ 517



↖ 900

□ 900 □ 900 ▨ 900




↖ 996

□ 996 □ 900 ▨ 164



↖ 1235

□ 281 □ 900 ▨ 168




↖ 1510

□ 281 □ 900 ▨ 164




↖ 1595

□ 281 □ 900 ▨ 1595




↖ 1926

□ 1926 □ 900 ▨ 1926



↖ 2000

□ 900 □ 900 ▨ 900



↖ 2004

□ 900 □ 900 ▨ 900



↖ 2005

□ 2005 □ 1015 ▨ 2083




# Kolorystyka lamel

■ Do aluminiowych żaluzji poziomych 25 mm



↖ **2007**

□ 2007 □ 900 ▤ 195




↖ **2016**

□ 179 □ 900 ▤ 195




↖ **2017**

□ 2017 □ 115 ▤ 115




↖ **2083**

□ 2083 □ 1015 ▤ 2083



↖ **2956**

□ 2083 □ 1015 ▤ 2083



↖ **3550**

□ 3550 □ 900 ▤ 3550



↖ **4417**

□ 168 □ 168 ▤ 4417




↖ **5058**

□ 5058 □ 900 ▤ 5058



↖ **6603**

□ 6603 □ 900 ▤ 6603



↖ **7004**

□ 7004 □ 900 ▤ 4417





# Kolorystyka lamel

■ Do aluminiowych żaluzji poziomych 25 mm




7016

281 900 164




7037

159 900 1595



7038

511 900 4417



7042

7004 900 4417



7043

281 900 164



7044

511 900 4417




7129

164 900 164



7162

7162 900 6603



7325

99192 900 210



7326

900 900 900



# Kolorystyka lamel

■ Do aluminiowych żaluzji poziomych 25 mm



↖ **7328**

☐ 168 ☐ 168 ☐ 4417



↖ **7344**

☐ 168 ☐ 168 ☐ 4417



↖ **7355**

☐ 900 ☐ 900 ☐ 3550



↖ **7380**

☐ 2017 ☐ 900 ☐ 115



↖ **7381**

☐ 99192 ☐ 900 ☐ 115



↖ **7382**

☐ 99192 ☐ 900 ☐ 210



↖ **8012**

☐ 511 ☐ 900 ☐ 4417



↖ **8222**

☐ 164 ☐ 900 ☐ 164



↖ **8224**

☐ 7004 ☐ 900 ☐ 4417



↖ **8225**

☐ 187 ☐ 900 ☐ 187





# Kolorystyka lamel

■ Do aluminiowych żaluzji poziomych 25 mm



↩ 9006

□ 168 □ 168 ▤ 4417



↩ 9007

□ 996 □ 900 ▤ 1595




↩ 9770

□ 900 □ 168 ▤ 900



↩ 9771

□ 164 □ 900 ▤ 164



↩ 99192

□ 99192 □ 900 ▤ 210




↩ 772003

□ 772003 □ 8003 ▤ 2016



↩ 772081

□ 772081 □ 1002 ▤ 210



↩ 772082

□ 772082 □ 1002 ▤ 210



↩ 772083

□ 772083 □ 8003 ▤ 210




↩ 772084

□ 772084 □ 8003 ▤ 2016



# Kolorystyka lamel

■ Do aluminiowych żaluzji poziomych 25 mm



↩ 772085

□ 772085 □ 8003 □ 2016



↩ 772093

□ 772093 □ 1002 □ 210




↩ 772095

□ 77209 □ 8003 □ 115




↩ 772098

□ 772098 □ 115 □ 115



↩ 900 PER

□ 900 □ 900 □ 900




↩ 1858 PER

□ 164 □ 900 □ 164




↩ 4459 PER

□ 2083 □ 900 □ 2083



↩ 4806 PER

□ 2005 □ 900 □ 2083



↩ 104168 PER

□ 168 □ 168 □ 4417





# Kolorystyka lamel

■ Do aluminiowych żaluzji poziomych 16 mm




↙ 3

☐ 3 ☐ 8014 ☐ 115




↙ 115

☐ 115 ☐ 8014 ☐ 115




↙ 158

☐ 511 ☐ 9006 ☐ 4417



↙ 199

☐ 199 ☐ 9010 ☐ 210




↙ 210

☐ 210 ☐ 9010 ☐ 210




↙ 211

☐ 211 ☐ 9006 ☐ 4417




↙ 423

☐ 168 ☐ 9006 ☐ 4417




↙ 511

☐ 511 ☐ 9006 ☐ 4417



↙ 900

☐ 900 ☐ 9010 ☐ 900



↙ 1926

☐ 1926 ☐ 9010 ☐ 1926



# Kolorystyka lamel

■ Do aluminiowych żaluzji poziomych 16 mm



↙ **2005**

□ 2005 □ 9010 □ 4417




↙ **2083**

□ 2083 □ 9010 □ 2083




↙ **4417**

□ 168 □ 9006 □ 4417



↙ **423 PER**

□ 168 □ 9006 □ 4417



↙ **900 PER**

□ 900 □ 9010 □ 900





# Kolorystyka lamel

■ Do aluminiowych żaluzji poziomych 50 mm



↙ 110

☐ 4470 ☒ 2083



↙ 120

☐ 7113 ☒ 4417



↙ 130

☐ 7123 ☒ 4417



↙ 140

☐ 7123 ☒ 2083




↙ 150

☐ 4839 ☒ 210



↙ 160

☐ 4839 ☒ 210



↙ 164

☐ 164 ☒ 164



↙ 170

☐ 4839 ☒ 115



↙ 180

☐ 164 ☒ 115



↙ 190

☐ 7123 ☒ 164






# Kolorystyka lamel

■ Do aluminiowych żaluzji poziomych 50 mm




↙ 200

☐ 164 📄 164




↙ 210

☐ 164 📄 115




↙ 220

☐ 164 📄 164




↙ 245

☐ 245 📄 4417




↙ 423

☐ 7113 📄 4417



↙ 709

☐ 709 📄 4417




↙ 900

☐ 900 📄 900



↙ 912

☐ 912 📄 4417



↙ 1630

☐ 1630 📄 164



↙ 4427


☐ 4427 📄 210






# Kolorystyka lamel

■ Do aluminiowych żaluzji poziomych 50 mm



↙ 4470

☐ 4470 📄 2083



↙ 4602

☐ 4602 📄 900



↙ 4839

☐ 4839 📄 115




↙ 7016

☐ 1630 📄 164



↙ 7072

☐ 7072 📄 4417




↙ 7113

☐ 7113 📄 4417




↙ 7123

☐ 7123 📄 4417




↙ 772085

☐ 4839 📄 210



↙ 772093

☐ 4839 📄 210



↙ 772095


☐ 4839 📄 115





# Kolorystyka lamel

■ Do aluminiowych żaluzji poziomych 50 mm




↙ **100 PER**

□ **900** ▤ **900**




↙ **110 PER**

□ **4470** ▤ **2083**




↙ **120 PER**

□ **7113** ▤ **4417**




↙ **150 PER**

□ **4839** ▤ **210**




↙ **160 PER**

□ **4839** ▤ **210**




↙ **190 PER**

□ **7123** ▤ **4417**




↙ **200 PER**

□ **164** ▤ **164**



↙ **210 PER**

□ **164** ▤ **115**



↙ **220 PER**

□ **164** ▤ **164**